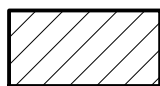


ZNAČENÍ HMOT V ŘEZU



HMOTA OBECNĚ



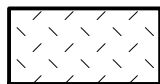
IZOLACE TEPELNÁ, ZVUKOVÁ



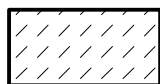
ZEMINA



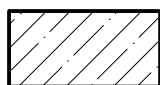
HYDROIZOLACE



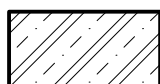
ZÁSYP, NÁSYP, OBSYP



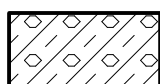
KÁMEN, ZDIVO Z KAMENE



BETON PROSTÝ, BEZ VÝZTUŽE



BETON S VÝZTUŽÍ, ŽELEZOBETON



LEHČENÝ BETON, BEZ VÝZTUŽE



ZDIVO S NÍZKOU PEVNOSTÍ < 1,0 MPa



ZDIVO SE STŘEDNÍ PEVNOSTÍ > 1,0 MPa < 2,0 MPa

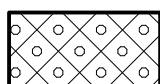


ZDIVO S VYSOKOU PEVNOSTÍ > 2,0 MPa



LEHČENÉ ZDIVO

ŠRAFY POUŽÍVANÉ V DETAILECH



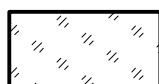
LEHČENÝ PLAST




KOVY



PLAST, PRYŽ



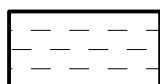
SKLO



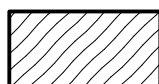
OMÍTKA, SÁDRA, TMEL, LEPIDLO



DŘEVO - PODÉLNÝ ŘEZ



KAPALINA



DŘEVO - PŘÍČNÝ ŘEZ